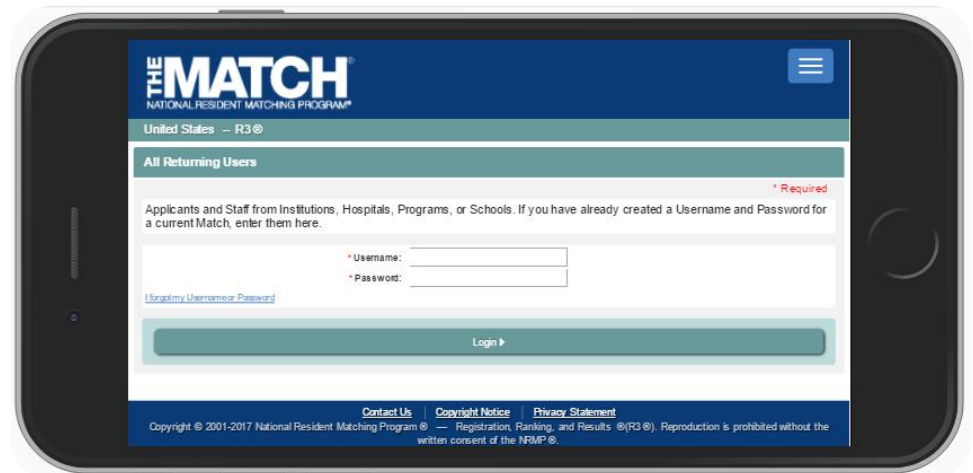




# Navigating the Registration, Ranking, and Results<sup>®</sup> (R3<sup>®</sup>) System



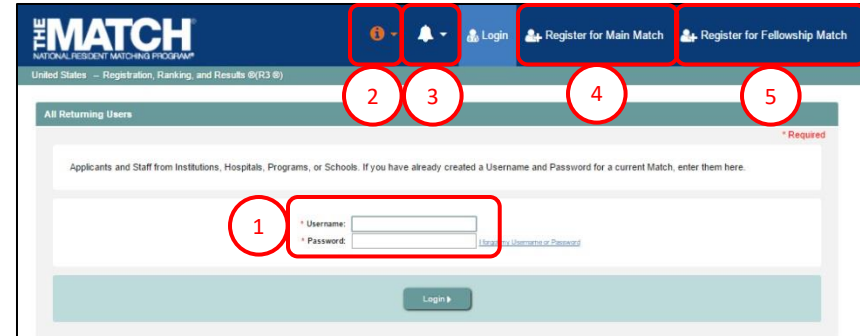
Users: Main Residency Match Applicants



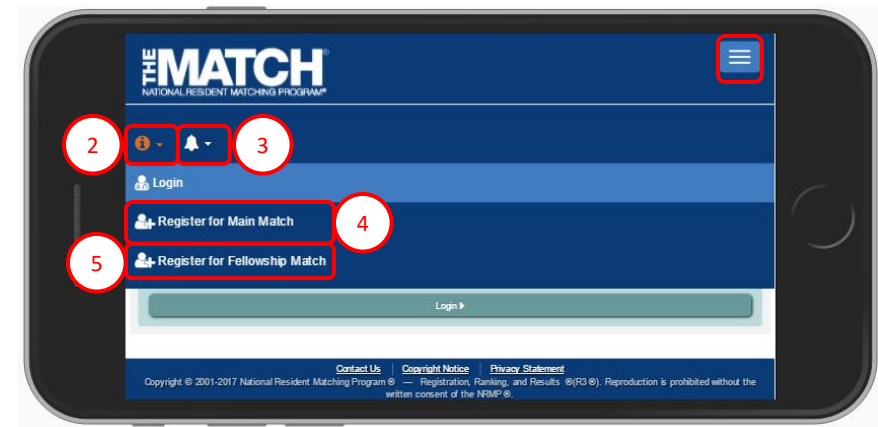
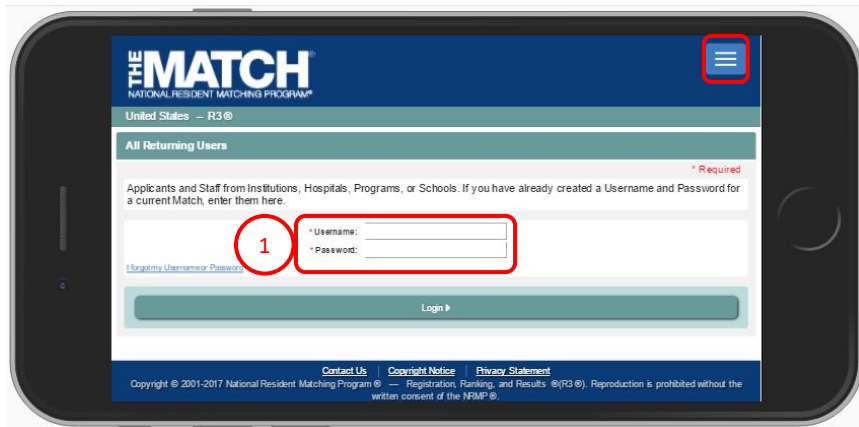
## Login Screen:

Note: to view the menu options on a mobile device, click the menu button in the top right corner.

1. **Login Fields:** enter username and password to log in once you have created an account.
2. **Support:** click to access role-specific guides that provide instruction for completing R3 system tasks.
3. **Announcements:** click to read the latest announcements and reminders from NRMP, if any.
4. **Register for Main Match:** click to begin the Main Residency Match registration process.
5. **Register for Fellowship Match:** click to begin the Specialties Matching Service registration process.



DESKTOP VIEW



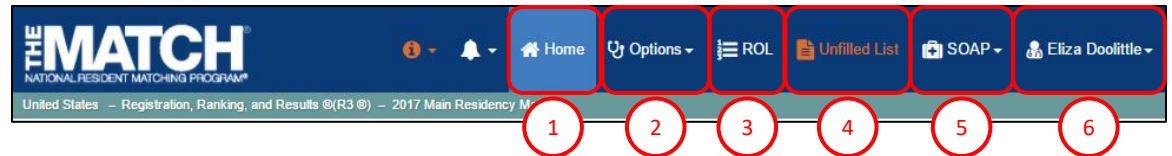
MOBILE DEVICE VIEW

### Main Menu Options:


The buttons on the main navigation bar and sub-menus appear only when they are relevant to the matching process. For example, the Rank Order List button will appear when ranking opens.

Note: to view the menu options on a mobile device, click the menu button in the top right corner.

1. **Home:** click to return to your Match Home Page.
2. **Options:** click to access three links: View Agreement, Reports, and the Program Directory for programs participating in the Match.
3. **ROL (Rank Order List):** click to create a list of programs where you wish to train, ranked in order of preference. This button becomes available when the ranking function opens.
4. **Unfilled List (Post-SOAP):** click to view information about programs that did not fill all positions at the conclusion of SOAP. The List is provided to help unmatched applicants identify and contact programs about open positions. This button is available one hour after the conclusion of SOAP.
5. **SOAP:** click to access two sub-links: The SOAP List of Unfilled Programs (available to unmatched applicants at 11:00 a.m. Eastern Time on Monday of Match Week), and SOAP Offers. This button is available only during Match Week for Main Residency Match applicants.
6. **Your Name:** click to access your account information, including options to couple, withdraw, or log out. Links available:
  - Profile – update your name, professional profile, identification numbers, medical school, training, and contact information
  - Security Info – update your username, password, and security questions
  - Couple – register in the Match as a couple
  - Account History – view your Match registration fees and payments
  - Withdraw – withdraw or reinstate yourself in the Match
  - Logout- log out of the R3 system



DESKTOP VIEW



MOBILE DEVICE VIEW